

Signify Classified - Internal
Cooper Lighting Solutions Photometric Lab
1121 Highway 74 South
Peachtree City, GA 30269



Scaled data based on original data using
LM-79-08 Approved Method: Electrical and Photometric Measurements of Solid-
State Lighting Products

Test Report Prepared for
Cooper Lighting Solutions
(formerly Eaton)

Brand: INVUE

Report Number: P868848

Luminaire Tested: **EMM2-HSN-SA2C-730-U-T2R-HSS**

Issue Date: 08/22/2024



Test Information

Test Method: LM-79-08
Report Number: P868848
Test Lab: INNOVATION CENTER(G3)
Issue Date: 08/22/2024
Manufacturer: COOPER LIGHTING SOLUTIONS (FORMERLY EATON)
Product Line: INVUE
Catalog Number: EMM2-HSN-SA2C-730-U-T2R-HSS
Description: EPIC MODERN SHORT HOUSING DISCRETE LED ARRAYS 120W 70CRI 3000K
FITXURE w/ TYPE II ROADWAY DISTRIBUTION OPTIC AND HOUSE SIDE SHIELD
Light Source: (20) 3000K CCT, 70 CRI LEDS
Ballast/Driver: ELECTRONIC DRIVER

Summary

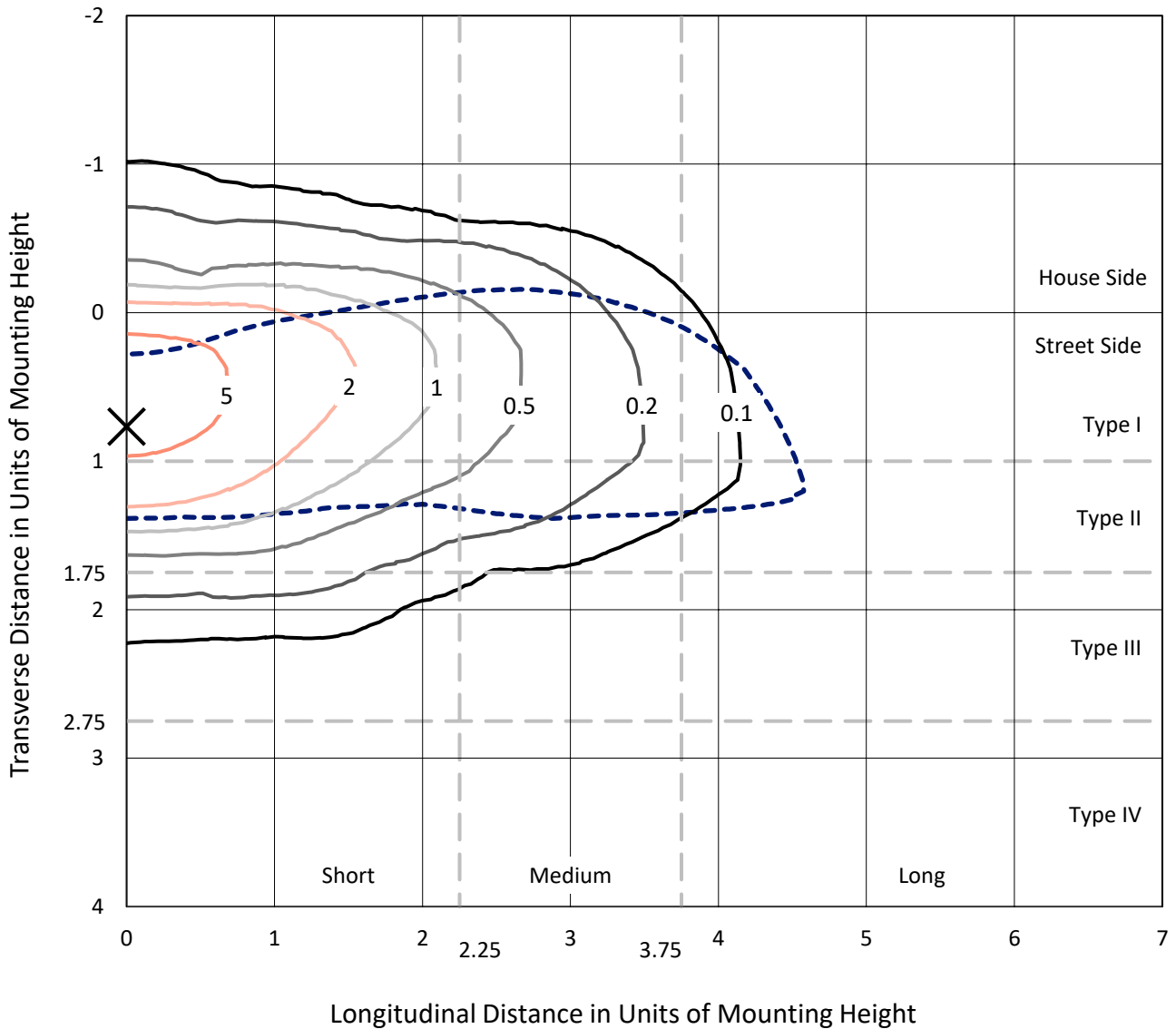
Lumens per Lamp: N/A
Luminaire Lumens: 9267.5 lumens
Efficiency: N/A
Efficacy: 91.8 lumens/watt
Luminous Opening: Rectangular (W 0.67' x L: 0.33' x H: 0')
IES Classification: Type II - Short
BUG Rating: B1 - U0 - G2

Input Watts (W): 101
Input Voltage (V): 120
Input Current (A_{in}): NR
Voltage Rise (V): NR
Power Factor: 0.99
Total Harmonic Distortion (THDi): 9.45%
Frequency (hertz): 60
Stabilization Time: NR
Operation Time: NR
Ambient Temperature (°C): NR
Test Distance: 24 FT

REPORT NUMBER: P868848
 CATALOG NUMBER: EMM2-HSN-SA2C-730-U-T2R-HSS

Iso-Footcandle Lines of Horizontal Illumination

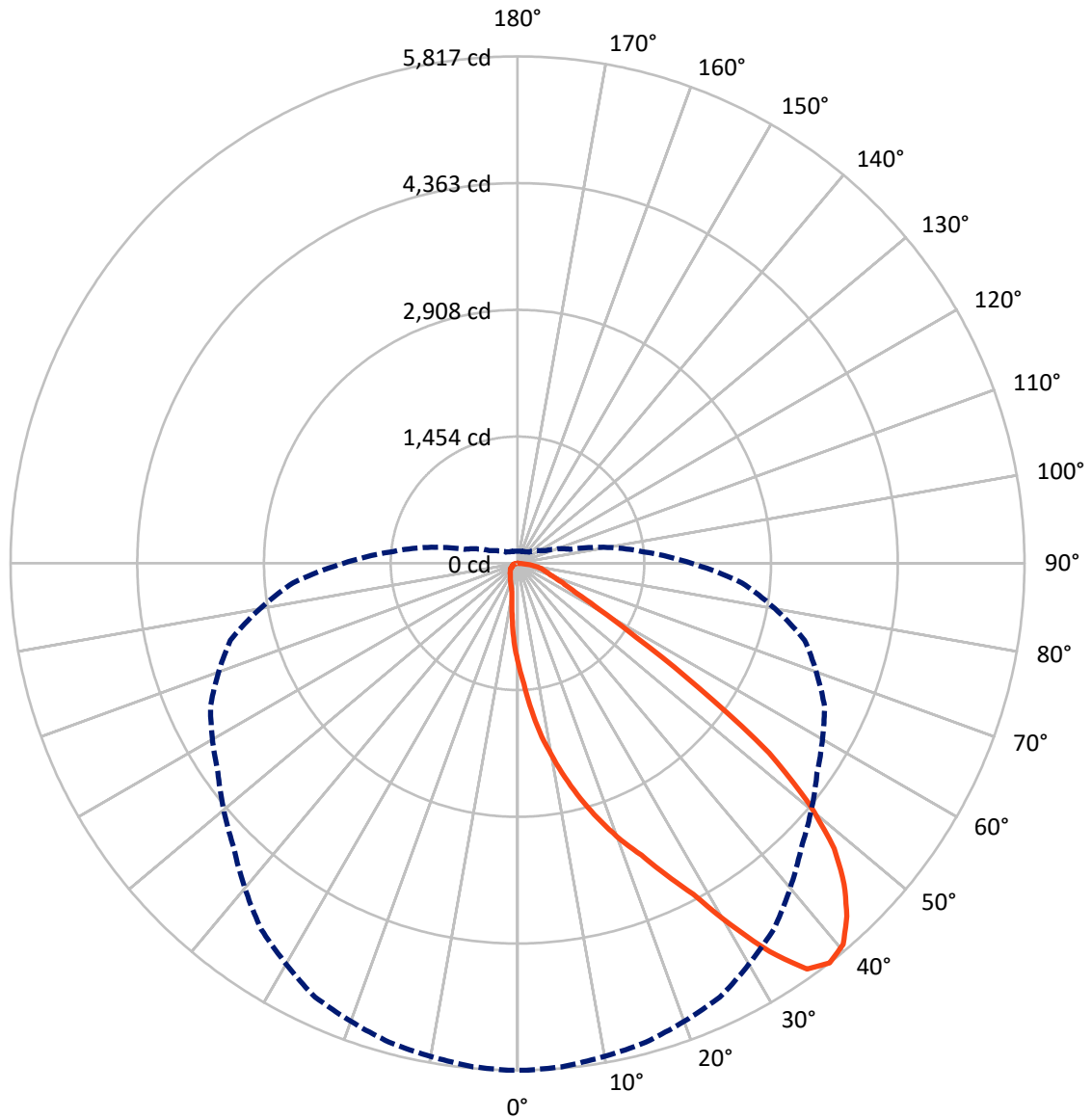
× Max cd
 - - - 1/2 Max cd



Based on 20 foot mounting height. Maximum calculated value = 7.9 fc
 Type II - Short - N/A

REPORT NUMBER: P868848
CATALOG NUMBER: EMM2-HSN-SA2C-730-U-T2R-HSS

Luminous Intensity Polar Plot



— Vertical Plane Through 0-Deg Lateral - - - Horizontal Cone Through 37.5-Deg Vertical

REPORT NUMBER: P868848

CATALOG NUMBER: EMM2-HSN-SA2C-730-U-T2R-HSS

FLUX DISTRIBUTION:

		Downward	Upward	Total
House Side	Lumens	1105.3	0.0	1105.3
	% Fixture	11.9	0.0	11.9
Street Side	Lumens	8162.2	0.0	8162.2
	% Fixture	88.1	0.0	88.1
Total	Lumens	9267.5	0.0	9267.5
	% Fixture	100.0	0.0	100.0

Coefficient of Utilization

ZONAL LUMENS:

Zone	Lumens	% Fixture
0°-10°	115.2	1.2
10°-20°	402.7	4.3
20°-30°	830.9	9.0
30°-40°	1462.0	15.8
40°-50°	1985.1	21.4
50°-60°	1966.8	21.2
60°-70°	1514.2	16.3
70°-80°	878.8	9.5
80°-90°	111.8	1.2
90°-100°	0.0	0.0
100°-110°	0.0	0.0
110°-120°	0.0	0.0
120°-130°	0.0	0.0
130°-140°	0.0	0.0
140°-150°	0.0	0.0
150°-160°	0.0	0.0
160°-170°	0.0	0.0
170°-180°	0.0	0.0
0°-90°	9267.5	100.0
0°-180°	9267.5	100.0



REPORT NUMBER: P868848

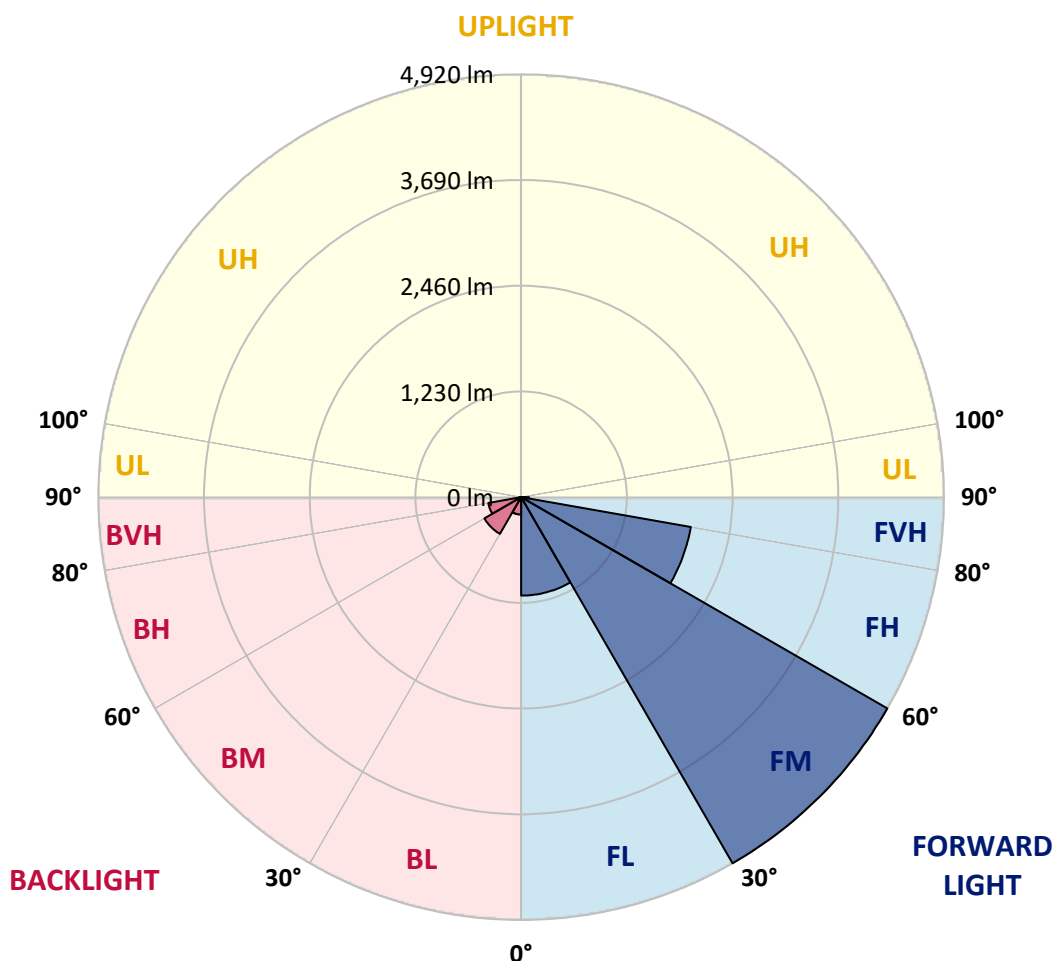
CATALOG NUMBER: EMM2-HSN-SA2C-730-U-T2R-HSS

LUMINAIRE CLASSIFICATION SYSTEM LUMEN TABLE AND BUG RATING:

Zone	Lumens	% Fixture	Zone Rating/Lumen Limit		
			B	U	G
FL (0°-30°)	1145.6	12.4			
FM (30°-60°)	4920.2	53.1			
FH (60°-80°)	2005.1	21.6			G2/5000
FVH (80°-90°)	91.2	1.0			G1/100
BL (0°-30°)	203.2	2.2	B1/500		
BM (30°-60°)	493.7	5.3	B1/1000		
BH (60°-80°)	387.8	4.2	B1/500		G1/500
BVH (80°-90°)	20.6	0.2			G1/100
UL (90°-100°)	0.0	0.0		U0/0	
UH (100°-180°)	0.0	0.0		U0/0	

BUG Rating: B1-U0-G2

Type II Short





REPORT NUMBER: P868848

CATALOG NUMBER: EMM2-HSN-SA2C-730-U-T2R-HSS

CANDELA DISTRIBUTION (FULL):

	0°	1°	5°	15°	25°	35°	45°	55°	65°	75°	85°
0°	1148.4	1148.4	1148.4	1148.4	1148.4	1148.4	1148.4	1148.4	1148.4	1148.4	1148.4
2.5°	1383.7	1404.4	1388.9	1376.0	1357.9	1339.8	1313.9	1285.5	1249.2	1205.3	1166.5
5°	1696.7	1707.0	1701.9	1694.1	1637.2	1582.9	1528.6	1461.3	1368.2	1285.5	1197.5
7.5°	2009.6	2004.5	1991.5	1968.3	1916.5	1854.5	1756.2	1645.0	1513.1	1368.2	1231.1
10°	2283.8	2291.6	2281.2	2245.0	2180.4	2095.0	1976.0	1849.3	1670.8	1469.1	1277.7
12.5°	2570.9	2576.1	2576.1	2498.5	2454.5	2322.6	2195.9	2025.2	1826.0	1593.2	1332.0
15°	2852.8	2842.5	2842.5	2790.7	2713.2	2565.7	2423.5	2216.6	1991.5	1709.6	1394.1
17.5°	3121.8	3127.0	3103.7	3046.8	2971.8	2829.5	2653.7	2426.1	2154.5	1849.3	1458.7
20°	3388.2	3372.7	3362.3	3305.4	3225.3	3057.1	2889.0	2630.4	2345.9	2007.1	1549.3
22.5°	3636.5	3644.3	3618.4	3527.9	3452.9	3300.3	3108.9	2870.9	2547.6	2164.8	1647.5
25°	3957.2	3931.4	3954.6	3846.0	3729.6	3548.6	3331.3	3095.9	2767.5	2358.8	1769.1
27.5°	4298.6	4314.1	4301.2	4182.2	4024.5	3781.3	3553.7	3302.9	2989.9	2542.4	1906.2
30°	4808.2	4800.4	4803.0	4624.5	4363.3	4073.6	3794.3	3520.1	3212.3	2767.5	2066.5
32.5°	5312.5	5341.0	5271.1	5113.4	4813.3	4376.2	4034.8	3729.6	3427.0	2961.4	2229.5
35°	5718.6	5710.8	5682.4	5506.5	5209.0	4784.9	4309.0	3962.4	3654.6	3199.4	2410.5
37.5°	5816.9	5816.9	5798.8	5690.1	5493.6	5126.3	4606.4	4195.2	3887.4	3411.5	2586.4
40°	5752.2	5739.3	5728.9	5656.5	5550.5	5333.2	4919.4	4435.7	4135.7	3685.6	2780.4
42.5°	5540.1	5542.7	5529.8	5488.4	5431.5	5348.7	5113.4	4691.8	4378.8	3944.3	2971.8
45°	5255.6	5260.8	5245.3	5240.1	5211.6	5211.6	5157.3	4893.5	4609.0	4208.1	3181.3
47.5°	4890.9	4888.3	4880.6	4867.6	4924.5	4986.6	5035.8	5007.3	4813.3	4492.6	3370.1
50°	4334.8	4329.7	4352.9	4417.6	4557.3	4694.4	4839.2	4973.7	4960.8	4756.4	3597.7
52.5°	3613.2	3579.6	3605.5	3804.6	4091.7	4396.9	4601.2	4813.3	5035.8	5035.8	3822.7
55°	2526.9	2555.4	2570.9	2863.2	3429.6	3954.6	4314.1	4588.3	5007.3	5258.2	4071.0
57.5°	1608.8	1619.1	1665.7	1981.2	2645.9	3302.9	3939.1	4389.2	4901.3	5444.4	4319.3
60°	1083.7	1047.5	1083.7	1264.8	1903.6	2591.6	3388.2	4138.3	4748.7	5578.9	4593.5
62.5°	765.6	763.0	773.3	879.4	1357.9	1947.6	2697.6	3799.4	4627.1	5586.7	4797.8
65°	618.2	600.0	607.8	667.3	910.4	1427.7	1978.6	3186.5	4518.5	5449.6	4898.7
67.5°	496.6	488.8	494.0	532.8	682.8	1073.4	1394.1	2423.5	4288.3	5216.8	4841.8
70°	406.1	408.7	411.2	450.0	543.1	812.1	995.8	1663.1	3796.9	4953.0	4585.7
72.5°	351.8	351.8	354.3	380.2	455.2	644.0	752.6	1081.1	3072.7	4668.5	4115.0
75°	310.4	310.4	310.4	333.6	388.0	517.3	584.5	739.7	2206.2	4140.9	3403.7
77.5°	269.0	271.6	271.6	292.3	333.6	403.5	450.0	512.1	1407.0	3199.4	2576.1
80°	206.9	206.9	209.5	232.8	284.5	315.5	331.1	362.1	739.7	2009.6	1634.6
82.5°	144.8	147.4	147.4	150.0	191.4	194.0	178.5	181.0	269.0	667.3	620.7
85°	15.5	18.1	20.7	20.7	33.6	41.4	44.0	41.4	44.0	77.6	77.6
87.5°	0.0	0.0	0.0	0.0	2.6	5.2	5.2	7.8	7.8	7.8	7.8
90°	0.0	0.0	0.0	0.0	0.0	0.0	0.0	0.0	0.0	0.0	0.0



REPORT NUMBER: P868848

CATALOG NUMBER: EMM2-HSN-SA2C-730-U-T2R-HSS

CANDELA DISTRIBUTION (continued):

	90°	95°	105°	115°	125°	135°	145°	155°	165°	175°	180°
0°	1148.4	1148.4	1148.4	1148.4	1148.4	1148.4	1148.4	1148.4	1148.4	1148.4	1148.4
2.5°	1145.8	1127.7	1088.9	1055.3	1024.2	998.4	980.3	957.0	938.9	938.9	949.2
5°	1153.5	1112.2	1032.0	957.0	897.5	840.6	788.9	755.2	729.4	713.9	713.9
7.5°	1163.9	1101.8	980.3	866.5	773.3	682.8	602.6	563.8	525.0	512.1	514.7
10°	1184.6	1096.6	933.7	786.3	646.6	532.8	455.2	413.8	393.1	382.8	382.8
12.5°	1207.9	1096.6	884.6	695.7	532.8	416.4	369.9	338.8	328.5	323.3	318.1
15°	1238.9	1101.8	843.2	600.0	434.5	351.8	318.1	300.0	289.7	284.5	284.5
17.5°	1275.1	1107.0	799.2	522.5	369.9	310.4	284.5	271.6	261.2	256.1	256.1
20°	1321.7	1119.9	755.2	452.6	323.3	284.5	261.2	248.3	238.0	235.4	232.8
22.5°	1378.6	1140.6	711.3	395.7	292.3	258.6	238.0	227.6	219.8	214.7	214.7
25°	1445.8	1166.5	677.6	354.3	269.0	240.5	222.4	209.5	201.7	199.2	199.2
27.5°	1538.9	1210.4	644.0	323.3	250.9	222.4	204.3	194.0	186.2	183.6	181.0
30°	1626.9	1264.8	628.5	315.5	238.0	206.9	194.0	181.0	173.3	170.7	168.1
32.5°	1740.7	1326.8	618.2	315.5	232.8	196.6	181.0	170.7	162.9	160.4	157.8
35°	1862.2	1399.3	618.2	325.9	235.4	188.8	170.7	160.4	152.6	147.4	147.4
37.5°	1994.1	1471.7	623.3	341.4	243.1	183.6	160.4	150.0	142.3	139.7	139.7
40°	2133.8	1570.0	633.7	354.3	250.9	181.0	150.0	142.3	134.5	129.3	129.3
42.5°	2263.1	1647.5	651.8	369.9	256.1	178.5	142.3	134.5	126.7	124.1	124.1
45°	2413.1	1732.9	667.3	380.2	256.1	170.7	134.5	126.7	121.6	119.0	116.4
47.5°	2532.1	1802.7	675.1	385.4	250.9	162.9	126.7	121.6	116.4	111.2	113.8
50°	2676.9	1877.7	688.0	388.0	240.5	152.6	121.6	113.8	108.6	106.0	106.0
52.5°	2816.6	1952.7	698.3	382.8	227.6	139.7	113.8	108.6	103.5	98.3	98.3
55°	2982.1	2035.5	713.9	375.0	206.9	126.7	106.0	100.9	93.1	90.5	87.9
57.5°	3170.9	2144.1	726.8	359.5	181.0	113.8	100.9	93.1	82.8	77.6	77.6
60°	3344.2	2268.3	737.1	320.7	157.8	106.0	93.1	85.4	75.0	72.4	72.4
62.5°	3530.5	2397.6	737.1	253.5	134.5	95.7	87.9	80.2	69.8	67.2	67.2
65°	3659.8	2514.0	713.9	188.8	113.8	90.5	85.4	75.0	64.7	62.1	62.1
67.5°	3696.0	2586.4	649.2	134.5	98.3	85.4	80.2	69.8	62.1	56.9	56.9
70°	3579.6	2529.5	530.2	103.5	85.4	77.6	72.4	64.7	56.9	54.3	54.3
72.5°	3246.0	2312.3	395.7	87.9	75.0	72.4	67.2	59.5	54.3	51.7	51.7
75°	2718.3	1921.7	279.3	77.6	69.8	64.7	59.5	54.3	49.1	49.1	49.1
77.5°	2058.8	1388.9	173.3	69.8	59.5	59.5	54.3	49.1	46.6	44.0	44.0
80°	1329.4	876.8	98.3	49.1	41.4	44.0	38.8	33.6	33.6	31.0	31.0
82.5°	563.8	346.6	51.7	28.5	20.7	18.1	12.9	12.9	10.3	10.3	10.3
85°	56.9	20.7	10.3	7.8	7.8	5.2	5.2	5.2	5.2	2.6	2.6
87.5°	7.8	7.8	7.8	5.2	5.2	5.2	2.6	2.6	2.6	2.6	2.6
90°	0.0	0.0	0.0	0.0	0.0	0.0	0.0	0.0	0.0	0.0	0.0

LM-79-2019: Approved Method: Electrical and Photometric Measurements of Solid-
State Lighting Products

Report Prepared for

Cooper Lighting Solutions

Streetworks

Report Number: SP1-2407-157-4

Test Date: 08/07/2024

Luminaire Tested: MEM2-HTN-SA-40-730-U-5WQ-2

Data in this report applies to families of products including MEM2-HTN-SA-40-730-U-5WQ-2

Test Information

Test Method: LM-79-2019
 Report Number: SP1-2407-157-4
 Test Lab: COOPER LIGHTING SOLUTIONS
 Photometer: SP1 - 76IN SPHERE
 Measurement Geometry: 4π
 Issue Date: 08/20/2024
 Manufacturer: COOPER LIGHTING SOLUTIONS
 Product Line: Streetworks
 Catalog Number: **MEM2-HTN-SA-40-730-U-5WQ-2**
 Description: Epic Modern Light Square 40W 5WQ Optic and Flare Trim

Spectral Parameters

CCT (K): 3057
 CIE u': 0.2487
 CIE v': 0.5199
 Duv: -0.0002
 CIE x: 0.4326
 CIE y: 0.4020
 CIE z: 0.1654
 Peak Wavelength (nm): 593
 Dominant Wavelength (nm): 582
 Purity: 50.50735
 Rf: 74.6
 Rg: 94

CRI (Ra):	71.7		
R1:	68.1	R9:	-34.8
R2:	82.0	R10:	58.5
R3:	93.5	R11:	62.5
R4:	67.5	R12:	47.5
R5:	67.2	R13:	70.7
R6:	74.9	R14:	96.4
R7:	77.4	R15:	60.0
R8:	43.1		



Test Conditions

Stabilization Time: 21M
 Operation Time: 1H 21M
 Sphere Temperature (°C): 24.2

REPORT NUMBER: SP1-2407-157-4

Measurement and Test Equipment			
Instrument	Identification Number	Calibration Date	Calibration Due Date
Photometer	IN0058	6/18/2024	12/18/2024
Power Meter	INXT2011004	2/8/2024	2/8/2025
AC Power Source	IN0063	10/24/2023	10/24/2024
DC Power Source	IN0208	10/24/2023	10/24/2024
Sphere Thermometer	IN0085	10/24/2023	10/24/2024
Room Thermometer	IN0046	10/24/2023	10/24/2024

REPORT NUMBER: SP1-2407-157-4

CIE 1931 Chromaticity Diagram



CIE 1931 Chromaticity Diagram with 2017 ANSI 7-Step and 4-Step Quadrangles



Point lies inside the ANSI 3000K 4-step quadrangle

REPORT NUMBER: SP1-2407-157-4

Photopic Flux vs. Wavelength



Photopic Lumens: NR

λ (nm)	Power W [^] /nm	Lumens (ϕ /nm)	λ (nm)	Power W [^] /nm	Lumens (ϕ /nm)	λ (nm)	Power W [^] /nm	Lumens (ϕ /nm)	λ (nm)	Power W [^] /nm	Lumens (ϕ /nm)	λ (nm)	Power W [^] /nm	Lumens (ϕ /nm)
360	0	NR	490	104	NR	620	818	NR	750	20	NR	880	1	NR
365	0	NR	495	135	NR	625	755	NR	755	17	NR	885	0	NR
370	0	NR	500	184	NR	630	691	NR	760	15	NR	890	0	NR
375	0	NR	505	247	NR	635	625	NR	765	13	NR	895	0	NR
380	0	NR	510	309	NR	640	561	NR	770	11	NR	900	0	NR
385	0	NR	515	369	NR	645	499	NR	775	9	NR	905	0	NR
390	0	NR	520	419	NR	650	441	NR	780	8	NR	910	0	NR
395	0	NR	525	460	NR	655	388	NR	785	7	NR	915	0	NR
400	1	NR	530	492	NR	660	338	NR	790	6	NR	920	0	NR
405	3	NR	535	524	NR	665	294	NR	795	5	NR	925	0	NR
410	7	NR	540	553	NR	670	253	NR	800	4	NR	930	0	NR
415	15	NR	545	588	NR	675	218	NR	805	4	NR	935	0	NR
420	31	NR	550	625	NR	680	188	NR	810	3	NR	940	0	NR
425	60	NR	555	670	NR	685	161	NR	815	3	NR	945	0	NR
430	107	NR	560	723	NR	690	139	NR	820	3	NR	950	0	NR
435	183	NR	565	780	NR	695	118	NR	825	2	NR	955	0	NR
440	289	NR	570	837	NR	700	100	NR	830	2	NR	960	0	NR
445	460	NR	575	894	NR	705	85	NR	835	2	NR	965	0	NR
450	646	NR	580	942	NR	710	73	NR	840	1	NR	970	0	NR
455	561	NR	585	976	NR	715	62	NR	845	1	NR	975	0	NR
460	331	NR	590	998	NR	720	53	NR	850	1	NR	980	0	NR
465	238	NR	595	1000	NR	725	45	NR	855	1	NR	985	0	NR
470	178	NR	600	990	NR	730	39	NR	860	1	NR	990	0	NR
475	120	NR	605	962	NR	735	33	NR	865	1	NR	995	0	NR
480	96	NR	610	925	NR	740	28	NR	870	1	NR	1000	0	NR
485	95	NR	615	873	NR	745	24	NR	875	1	NR			

REPORT NUMBER: SP1-2407-157-4

Scotopic Flux vs. Wavelength



Scotopic Lumens: NR

S/P: 1.23

λ (nm)	Power W [^] /nm	Lumens (ϕ /nm)	λ (nm)	Power W [^] /nm	Lumens (ϕ /nm)	λ (nm)	Power W [^] /nm	Lumens (ϕ /nm)	λ (nm)	Power W [^] /nm	Lumens (ϕ /nm)	λ (nm)	Power W [^] /nm	Lumens (ϕ /nm)
360	0	NR	490	104	NR	620	818	NR	750	20	NR	880	1	NR
365	0	NR	495	135	NR	625	755	NR	755	17	NR	885	0	NR
370	0	NR	500	184	NR	630	691	NR	760	15	NR	890	0	NR
375	0	NR	505	247	NR	635	625	NR	765	13	NR	895	0	NR
380	0	NR	510	309	NR	640	561	NR	770	11	NR	900	0	NR
385	0	NR	515	369	NR	645	499	NR	775	9	NR	905	0	NR
390	0	NR	520	419	NR	650	441	NR	780	8	NR	910	0	NR
395	0	NR	525	460	NR	655	388	NR	785	7	NR	915	0	NR
400	1	NR	530	492	NR	660	338	NR	790	6	NR	920	0	NR
405	3	NR	535	524	NR	665	294	NR	795	5	NR	925	0	NR
410	7	NR	540	553	NR	670	253	NR	800	4	NR	930	0	NR
415	15	NR	545	588	NR	675	218	NR	805	4	NR	935	0	NR
420	31	NR	550	625	NR	680	188	NR	810	3	NR	940	0	NR
425	60	NR	555	670	NR	685	161	NR	815	3	NR	945	0	NR
430	107	NR	560	723	NR	690	139	NR	820	3	NR	950	0	NR
435	183	NR	565	780	NR	695	118	NR	825	2	NR	955	0	NR
440	289	NR	570	837	NR	700	100	NR	830	2	NR	960	0	NR
445	460	NR	575	894	NR	705	85	NR	835	2	NR	965	0	NR
450	646	NR	580	942	NR	710	73	NR	840	1	NR	970	0	NR
455	561	NR	585	976	NR	715	62	NR	845	1	NR	975	0	NR
460	331	NR	590	998	NR	720	53	NR	850	1	NR	980	0	NR
465	238	NR	595	1000	NR	725	45	NR	855	1	NR	985	0	NR
470	178	NR	600	990	NR	730	39	NR	860	1	NR	990	0	NR
475	120	NR	605	962	NR	735	33	NR	865	1	NR	995	0	NR
480	96	NR	610	925	NR	740	28	NR	870	1	NR	1000	0	NR
485	95	NR	615	873	NR	745	24	NR	875	1	NR			

REPORT NUMBER: SP1-2407-157-4

Melanopic Flux vs. Wavelength



Melanopic Lumens: NR

M/P: 2.27

λ (nm)	Power W [^] /nm	Lumens (φ/nm)	λ (nm)	Power W [^] /nm	Lumens (φ/nm)	λ (nm)	Power W [^] /nm	Lumens (φ/nm)	λ (nm)	Power W [^] /nm	Lumens (φ/nm)	λ (nm)	Power W [^] /nm	Lumens (φ/nm)
360	0	NR	490	104	NR	620	818	NR	750	20	NR	880	1	NR
365	0	NR	495	135	NR	625	755	NR	755	17	NR	885	0	NR
370	0	NR	500	184	NR	630	691	NR	760	15	NR	890	0	NR
375	0	NR	505	247	NR	635	625	NR	765	13	NR	895	0	NR
380	0	NR	510	309	NR	640	561	NR	770	11	NR	900	0	NR
385	0	NR	515	369	NR	645	499	NR	775	9	NR	905	0	NR
390	0	NR	520	419	NR	650	441	NR	780	8	NR	910	0	NR
395	0	NR	525	460	NR	655	388	NR	785	7	NR	915	0	NR
400	1	NR	530	492	NR	660	338	NR	790	6	NR	920	0	NR
405	3	NR	535	524	NR	665	294	NR	795	5	NR	925	0	NR
410	7	NR	540	553	NR	670	253	NR	800	4	NR	930	0	NR
415	15	NR	545	588	NR	675	218	NR	805	4	NR	935	0	NR
420	31	NR	550	625	NR	680	188	NR	810	3	NR	940	0	NR
425	60	NR	555	670	NR	685	161	NR	815	3	NR	945	0	NR
430	107	NR	560	723	NR	690	139	NR	820	3	NR	950	0	NR
435	183	NR	565	780	NR	695	118	NR	825	2	NR	955	0	NR
440	289	NR	570	837	NR	700	100	NR	830	2	NR	960	0	NR
445	460	NR	575	894	NR	705	85	NR	835	2	NR	965	0	NR
450	646	NR	580	942	NR	710	73	NR	840	1	NR	970	0	NR
455	561	NR	585	976	NR	715	62	NR	845	1	NR	975	0	NR
460	331	NR	590	998	NR	720	53	NR	850	1	NR	980	0	NR
465	238	NR	595	1000	NR	725	45	NR	855	1	NR	985	0	NR
470	178	NR	600	990	NR	730	39	NR	860	1	NR	990	0	NR
475	120	NR	605	962	NR	735	33	NR	865	1	NR	995	0	NR
480	96	NR	610	925	NR	740	28	NR	870	1	NR	1000	0	NR
485	95	NR	615	873	NR	745	24	NR	875	1	NR			

Summary

$R_f = 74.6$
 $R_g = 94$
 $CIE R_a = 71.7$
 $R_9 = -34.8$



Color Vector Graphics

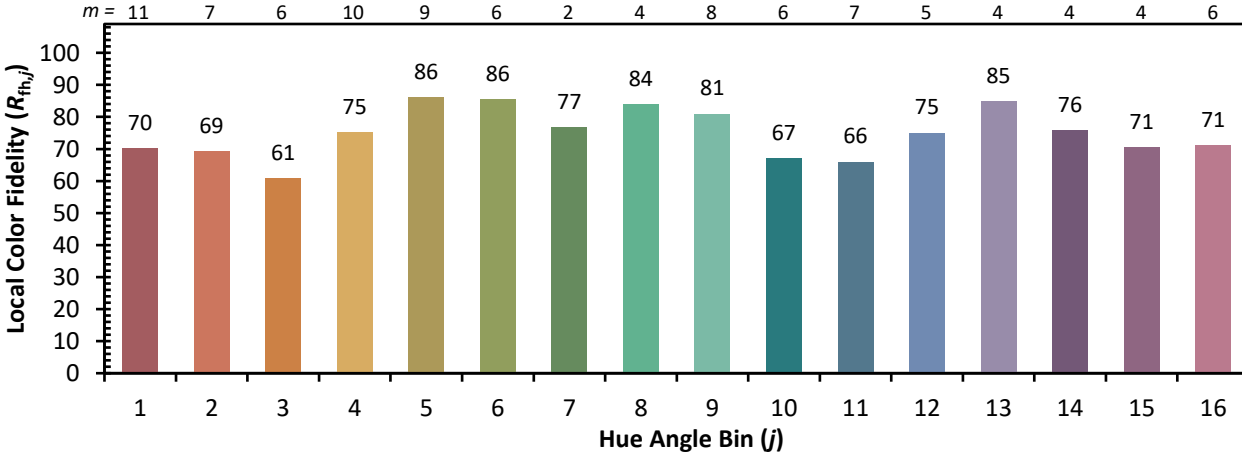


Individual Sample Fidelity Index ($R_{f,i}$)

CES01 = 86	CES26 = 65	CES51 = 87	CES76 = 58
CES02 = 62	CES27 = 89	CES52 = 85	CES77 = 76
CES03 = 31	CES28 = 84	CES53 = 77	CES78 = 61
CES04 = 71	CES29 = 68	CES54 = 85	CES79 = 86
CES05 = 49	CES30 = 83	CES55 = 84	CES80 = 83
CES06 = 51	CES31 = 71	CES56 = 74	CES81 = 73
CES07 = 41	CES32 = 64	CES57 = 74	CES82 = 93
CES08 = 40	CES33 = 78	CES58 = 75	CES83 = 91
CES09 = 29	CES34 = 75	CES59 = 85	CES84 = 88
CES10 = 76	CES35 = 87	CES60 = 90	CES85 = 75
CES11 = 59	CES36 = 92	CES61 = 81	CES86 = 64
CES12 = 65	CES37 = 84	CES62 = 89	CES87 = 77
CES13 = 43	CES38 = 92	CES63 = 75	CES88 = 80
CES14 = 74	CES39 = 96	CES64 = 65	CES89 = 67
CES15 = 71	CES40 = 92	CES65 = 64	CES90 = 80
CES16 = 47	CES41 = 93	CES66 = 60	CES91 = 78
CES17 = 50	CES42 = 86	CES67 = 58	CES92 = 56
CES18 = 56	CES43 = 77	CES68 = 66	CES93 = 73
CES19 = 73	CES44 = 99	CES69 = 75	CES94 = 49
CES20 = 66	CES45 = 85	CES70 = 60	CES95 = 66
CES21 = 87	CES46 = 81	CES71 = 56	CES96 = 76
CES22 = 79	CES47 = 86	CES72 = 85	CES97 = 82
CES23 = 92	CES48 = 75	CES73 = 52	CES98 = 76
CES24 = 91	CES49 = 79	CES74 = 95	CES99 = 64
CES25 = 73	CES50 = 86	CES75 = 60	



Color Rendition by Hue-Angle Bin



Measure Comparisons



(END OF REPORT)